

a785903-724.pdf

by

Submission date: 02-Nov-2021 05:32AM (UTC-0400)

Submission ID: 1690893780

File name: a785903-724.pdf (1.94M)

Word count: 3464

Character count: 17890

A Novel Chaotic Hidden Attractor, its Synchronization and Circuit Implementation

*ACENG SAMBAS^{1,2}, MUSTAFA MAMAT², SUNDARAPANDIAN VAIDYANATHAN³,
MOHAMAD AFENDEE MOHAMED², W. S. MADA SANJAYA⁴, MUJIARTO¹

¹Department of Mechanical Engineering,
Universitas Muhammadiyah Tasikmalaya,
INDONESIA.

²Faculty of Informatics and Computing,
Universiti Sultan Zainal Abidin, Kuala Terengganu,
MALAYSIA.

³Research and Development Centre,
Vel Tech University, Avadi, Chennai,
INDIA

⁴Department of Physics,
Universitas Islam Negeri Sunan Gunung Djati,
Indonesia

*acengs@umtas.ac.id, must@unisza.edu.my, sundarvtu@gmail.com,
mafendee@unisza.edu.my, madasws@gmail.com, mujiarto@umtas.ac.id

Abstract: - A 3-D novel hidden chaotic attractor with no equilibrium point is proposed in this paper. The dynamical properties of the new chaotic system are described in terms of phase portraits, Lyapunov exponents, Kaplan-Yorke dimension, dissipativity, etc. As an engineering application, adaptive synchronization of identical hidden chaotic attractors with no equilibrium point is designed via nonlinear control and Lyapunov stability theory. Furthermore, an electronic circuit realization of the novel hidden chaotic attractor is presented in detail to confirm the feasibility of the theoretical hidden chaotic attractor model. The outputs show that results of the system modelled in MATLAB simulation confirm the MultiSIM results.

Key-Words: - Chaos, hidden attractor, synchronization, numerical simulation, circuit design.

1 Introduction

A chaotic system is commonly defined as a nonlinear dynamical system that is highly sensitive to even small perturbations in its initial conditions [1-2].

Chaos theory has several applications in science and engineering such as oscillators [3-5], chemical reactors [6-7], biology [8], ecology [9], economic [10], robotics [11-12], magnetic bearing [13], satellite communication [14], memristors [15-16], voice encryption [17], secure communication systems [18-20].

Recently, there has been some good interest in finding and studying of chaotic systems with infinite number of equilibria such as equilibria located on the circle [21], square [22], ellipse [23], rounded square [24], line [25], heart shape [26], conic-shaped [27] and three-leaved clover [28]. In

addition, 3D chaotic systems with no equilibria are reported [29-31].

There are two types of attractors: *self-excited* and *hidden* attractors. The hidden attractor is periodic or chaotic attractor in the system without equilibria or with only stable equilibrium, a special case of multi-stability [32] and coexistence of attractors [33]. Hidden attractors are important in engineering applications because it can explain perturbations in a structure like a bridge or aircraft wing, convective fluid motion in rotating cavity [34] and model of drilling system actuated by induction motor [35].

Motivated by the research on chaotic systems with hidden chaotic attractors, we prove a new 3-D novel chaotic system with hidden attractor in this paper. Section 2 describes the new chaotic system with hidden attractor and details the dynamical properties such as Lyapunov exponents and Kaplan-Yorke dimension. Section 3 describes the adaptive

synchronization of the new chaotic system with unknown parameters. Furthermore, an electronic circuit realization of the new chaotic system is presented in detail in Section 4. The circuit experimental results of the new hidden chaotic attractor show agreement with the numerical simulations. Section 5 contains the conclusions of this work.

2. A New Chaotic System

In this paper, we announce a new 3-D chaotic system given by the dynamics

$$\begin{cases} \dot{x}_1 = x_2 \\ \dot{x}_2 = ax_1x_3 - bx_2 - x_2x_3 \\ \dot{x}_3 = x_2^2 - 1 \end{cases} \quad (1)$$

where x_1, x_2, x_3 are state variables and a, b are positive constants.

In this paper, we show that the system (1) is chaotic for the parameter values

$$a = 0.1, \quad b = 0.1 \quad (2)$$

For numerical simulations, we take the initial values of the system (1) as

$$x_1(0) = 0.3, \quad x_2(0) = 0.3, \quad x_3(0) = 0.3 \quad (3)$$

Fig. 1 shows the phase portraits strange attractor of the new chaotic system (1) for the parameter values (2) and initial conditions (3). Figure 1 (a) shows the 3-D phase portrait of the new chaotic system (1). Figs. 1 (b)-(c) show the projections of the new chaotic system (1) in (x_1, x_2) , (x_2, x_3) and (x_1, x_3) coordinate planes, respectively

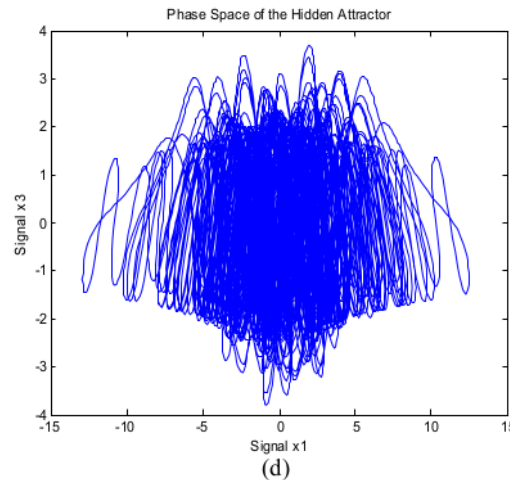
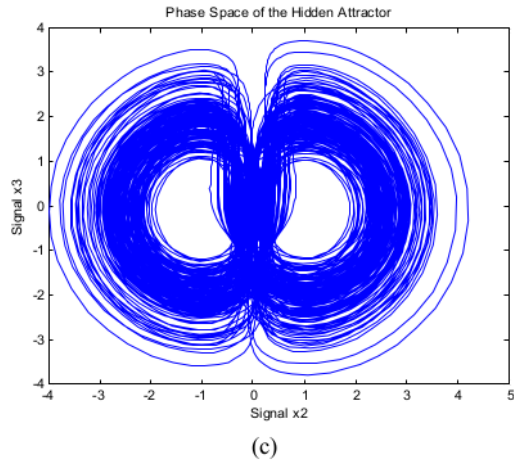
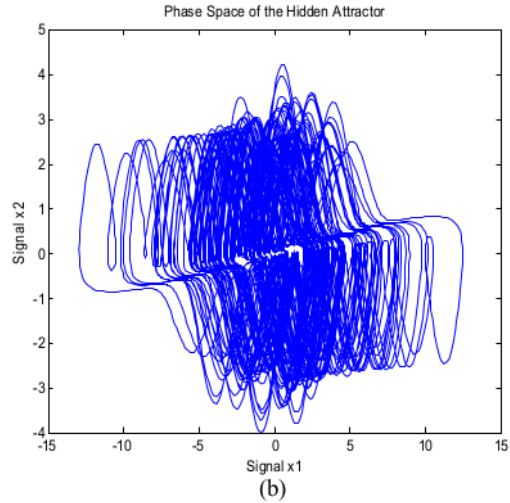
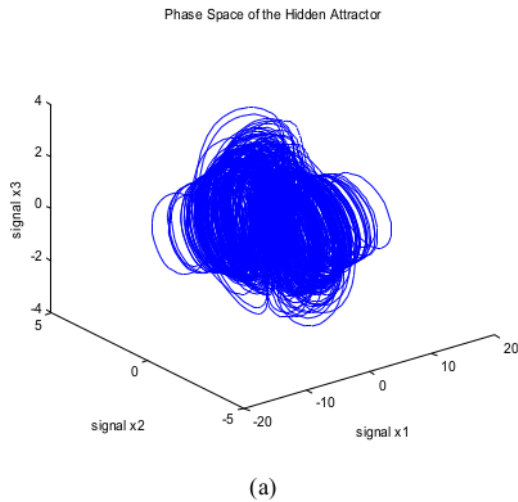


Fig 1. Phase portraits of the new chaotic system (1) for $a = 0.1, b = 0.1$

For the rest of this section, we take the parameter values as in the chaotic case (2), *i.e.* $a = 0.1$ and $b = 0.1$.

The equilibrium points of the new chaotic system (1) are obtained by solving the system of equations

$$x_2 = 0 \tag{4a}$$

$$ax_1x_3 - bx_2 - x_2x_3 = 0 \tag{4b}$$

$$x_2^2 - 1 = 0 \tag{4c}$$

Since (4a) and (4b) contradict each other, the new chaotic system (1) does not have any equilibrium point. This shows that the new chaotic system (1) exhibits *hidden attractor*.

We note that the new chaotic system (1) is invariant under the coordinates transformation

$$(x_1, x_2, x_3) \mapsto (-x_1, -x_2, x_3) \tag{5}$$

for all values of the parameters. This shows that the new chaotic system (1) has a rotation symmetry about the $x_3 -$ axis.

For the parameter values as in the chaotic case (2) and the initial state as in (3), the Lyapunov exponents of the new 3-D system (2) are determined using Wolf's algorithm as

$$L_1 = 0.0672, L_2 = 0, L_3 = -0.1584 \tag{6}$$

Since $L_1 > 0$, the new 3-D system (1) is chaotic. Thus, the system (1) exhibits a chaotic hidden attractor. Also, we note that the sum of the Lyapunov exponents in (6) is negative. This shows that the new 3-D chaotic system (1) is dissipative.

The Kaplan-Yorke dimension of the new 3-D system (1) is determined as

$$D_{KY} = 2 + \frac{L_1 + L_2}{|L_3|} = 2.4242, \tag{7}$$

which indicates the high complexity of the new chaotic system (1).

Since $L_1 > 0$, the new 3-D system (1) is chaotic. Thus, the system (1) exhibits a chaotic hidden attractor. Also, we note that the sum of the

Fig. 2 shows the Lyapunov exponents of the new chaotic system (1) with hidden chaotic attractor.

3. Adaptive Synchronization of the New Chaotic Systems with Hidden Attractors

In this section, we devise adaptive controller so as to synchronize the respective states of identical new chaotic systems with unknown parameters considered as *master* and *slave* systems respectively.

As the master system, we consider the new chaotic system given by

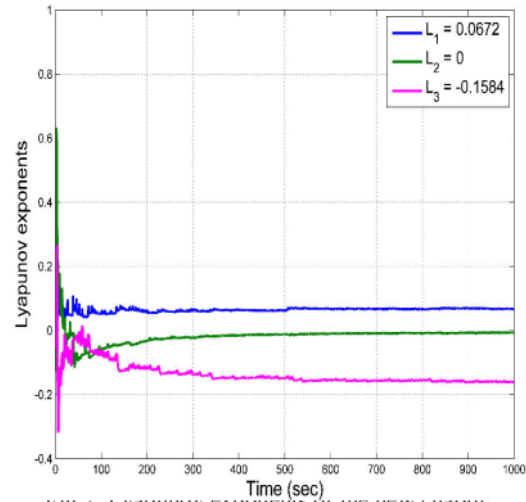


FIG. 2. LYAPUNOV EXPONENTS OF THE NEW CHAOTIC SYSTEM (1) FOR $a = 0.1, b = 0.1$

$$\begin{cases} \dot{x}_1 = x_2 \\ \dot{x}_2 = ax_1x_3 - bx_2 - x_2x_3 \\ \dot{x}_3 = x_2^2 - 1 \end{cases} \tag{8}$$

where x_1, x_2, x_3 are the states and a, b are unknown parameters.

As the slave system, we consider the new chaotic system given by

$$\begin{cases} \dot{y}_1 = y_2 + u_1 \\ \dot{y}_2 = ay_1y_3 - by_2 - y_2y_3 + u_2 \\ \dot{y}_3 = y_2^2 - 1 + u_3 \end{cases} \tag{9}$$

where y_1, y_2, y_3 are the states and u_1, u_2, u_3 are adaptive controls to be designed.

The synchronization error between the systems (8) and (9) is defined as

$$\begin{cases} e_1 = y_1 - x_1 \\ e_2 = y_2 - x_2 \\ e_3 = y_3 - x_3 \end{cases} \tag{10}$$

The error dynamics is obtained as

$$\begin{cases} \dot{e}_1 = e_2 + u_1 \\ \dot{e}_2 = a(y_1y_3 - x_1x_3) - be_2 - y_2y_3 + x_2x_3 + u_2 \\ \dot{e}_3 = y_2^2 - x_2^2 + u_3 \end{cases} \tag{11}$$

We consider the adaptive control defined by

$$\begin{cases} u_1 = -e_2 - k_1 e_1 \\ u_2 = -\hat{a}(t)(y_1 y_3 - x_1 x_3) + \hat{b}(t)e_2 + y_2 y_3 - x_2 x_3 - k_2 e_2 \\ u_3 = -y_2^2 + x_2^2 - k_3 e_3 \end{cases} \quad (12)$$

where k_1, k_2, k_3 are positive gain constants.

Substituting (12) into (11), we obtain the closed-loop system

$$\begin{cases} \dot{e}_1 = -k_1 e_1 \\ \dot{e}_2 = [a - \hat{a}(t)](y_1 y_3 - x_1 x_3) - [b - \hat{b}(t)]e_2 - k_2 e_2 \\ \dot{e}_3 = -k_3 e_3 \end{cases} \quad (13)$$

We define the parameter estimation errors as

$$\begin{cases} e_a(t) = a - \hat{a}(t) \\ e_b(t) = b - \hat{b}(t) \end{cases} \quad (14)$$

Using (14), we can simplify (13) as

$$\begin{cases} \dot{e}_1 = -k_1 e_1 \\ \dot{e}_2 = e_a(y_1 y_3 - x_1 x_3) - e_b e_2 - k_2 e_2 \\ \dot{e}_3 = -k_3 e_3 \end{cases} \quad (15)$$

Differentiating (14) with respect to t , we obtain

$$\begin{cases} \dot{e}_a(t) = -\dot{\hat{a}}(t) \\ \dot{e}_b(t) = -\dot{\hat{b}}(t) \end{cases} \quad (16)$$

Next, we consider the Lyapunov function defined by

$$V(e_1, e_2, e_3, e_a, e_b) = \frac{1}{2}(e_1^2 + e_2^2 + e_3^2 + e_a^2 + e_b^2) \quad (17)$$

which is positive definite on \mathbf{R}^5 .

Differentiating V along the trajectories of (15) and (16), we obtain

$$\dot{V} = -k_1 e_1^2 - k_2 e_2^2 - k_3 e_3^2 + e_a [e_2(y_1 y_3 - x_1 x_3) - \dot{\hat{a}}] + e_b (-e_2 \dot{\hat{b}}) \quad (18)$$

In view of (18), we take the parameter update law as

$$\begin{cases} \dot{\hat{a}} = e_2(y_1 y_3 - x_1 x_3) \\ \dot{\hat{b}} = -e_2 \end{cases} \quad (19)$$

Next, we prove the main theorem of this section.

Theorem 2. The new chaotic systems (8) and (9) with unknown parameters are globally and asymptotically stabilized by the adaptive control law (12) and the parameter update law (19), where k_1, k_2, k_3 are positive constants.

Proof. The Lyapunov function V defined by (17) is quadratic and positive definite on \mathbf{R}^5 .

By substituting the parameter update law (19) into (18), we obtain the time-derivative of V as

$$\dot{V} = -k_1 e_1^2 - k_2 e_2^2 - k_3 e_3^2 \quad (20)$$

which is negative semi-definite on \mathbf{R}^5 .

Thus, by Barbalat's lemma [36], it follows that the closed-loop system (15) is globally asymptotically stable for all initial conditions $e(0) \in \mathbf{R}^3$.

Hence, we conclude that the new chaotic systems (8) and (9) with unknown parameters are globally and asymptotically stabilized by the adaptive control law (12) and the parameter update law (19), where k_1, k_2, k_3 are positive constants.

This completes the proof. \blacksquare

For numerical simulations, we take the gain constants as

$$k_1 = 10, \quad k_2 = 10, \quad k_3 = 10 \quad (21)$$

We take the parameter values as in the chaotic case (2), i.e.

$$a = 0.1, \quad b = 0.1 \quad (22)$$

We take the initial conditions of the states of the master system (8) as

$$x_1(0) = 6.4, \quad x_2(0) = 12.3, \quad x_3(0) = 4.7 \quad (23)$$

We take the initial conditions of the states of the slave system (9) as

$$y_1(0) = 10.2, \quad y_2(0) = 7.4, \quad y_3(0) = 12.5 \quad (24)$$

We take the initial conditions of the parameter estimates as

$$\hat{a}(0) = 5.3, \quad \hat{b}(0) = 11.1 \quad (25)$$

Fig. 3 shows the synchronization of the states of the new chaotic systems (8) and (9).

Fig. 4 shows the time-history of the synchronization errors e_1, e_2, e_3 .

4. Circuit Implementation of the New Chaotic System

An electronic circuit which emulates the proposed system (1) is described in this section to show its feasibility. Fig. 5 depicts the design of the circuit that emulates system (1). This circuit has three integrators (U1A, U2A, U3A), two inverting amplifiers (U4A, U5A) which are implemented with the operational amplifier TL082CD, as well as five signals multipliers (A1, A2, A3) by using the analog multiplier AD633.

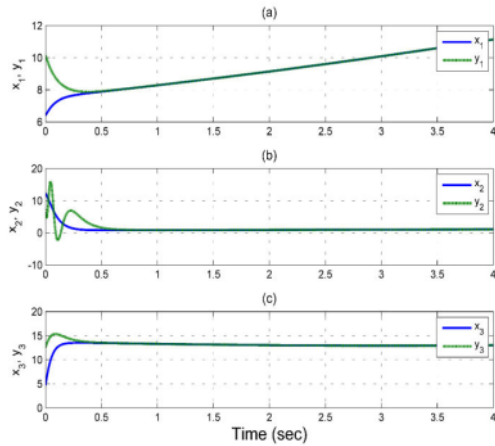


Fig. 3. Complete synchronization of the new chaotic systems

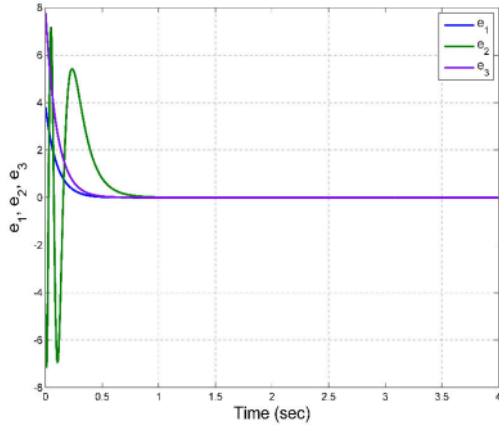


Fig. 4. Time-history of the synchronization errors for the new chaotic systems

The circuital equations of the designed circuit are given by

$$\begin{cases} \dot{x}_1 = \frac{1}{C_1 R_1} x_2 \\ \dot{x}_2 = \frac{1}{10 C_2 R_2} x_1 x_3 - \frac{1}{C_2 R_3} x_2 - \frac{1}{10 C_2 R_4} x_2 x_3 \\ \dot{x}_3 = \frac{1}{10 C_3 R_5} x_2^2 - \frac{1}{C_3 R_6} V_1 \end{cases} \quad (26)$$

We choose the values of the circuital elements as

$$\begin{cases} R_2 = 200 K\Omega, R_3 = 100 k\Omega, \\ R_4 = R_5 = 20 K\Omega, R_6 = 5 k\Omega \\ R_1 = R_8 = R_9 = R_{10} = 10 k\Omega \\ C_1 = C_2 = C_3 = 10 nF \end{cases} \quad (27)$$

Where x_1, x_2, x_3 are corresponding the voltages at the capacitors ($V_{C_1}, V_{C_2}, V_{C_3}$). As a result, it is easy to verify that the dimensionless system (26) corresponds to the introduced system with hidden attractor (1). The power supplies of all active devices are $\pm 15 V_{DC}$. The proposed circuit is implemented by using the electronic simulation package MultiSIM. Figs 6-8 show the obtained phase portraits in (x_1, x_2) plane, (x_2, x_3) plane and (x_1, x_3) plane, respectively. There is a good agreement between these circuit simulation and numerical simulation (see Fig. 1).

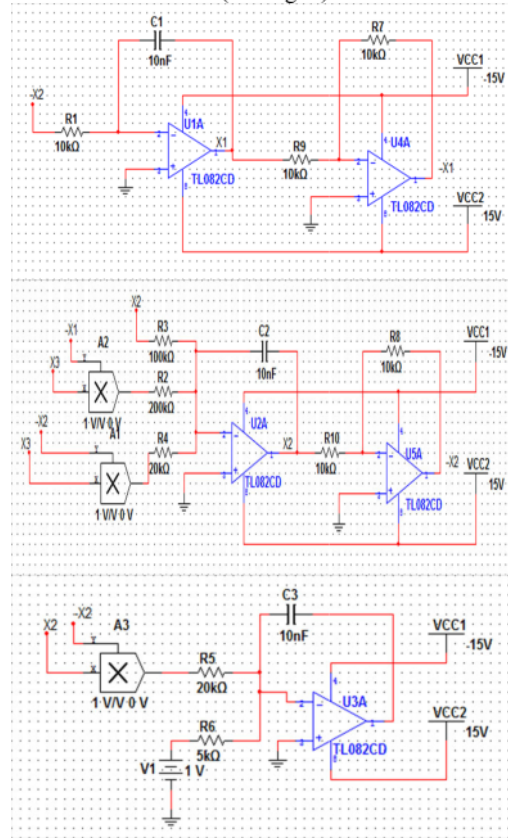


Fig. 5 Schematic of the proposed new chaotic system by using MultiSIM

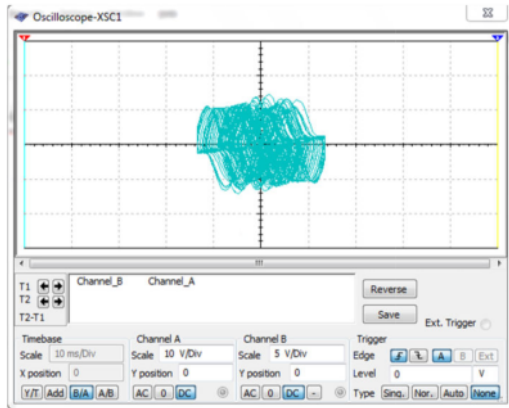


Fig. 6 2-D projection of the new chaotic system on the (x_1, x_2) plane

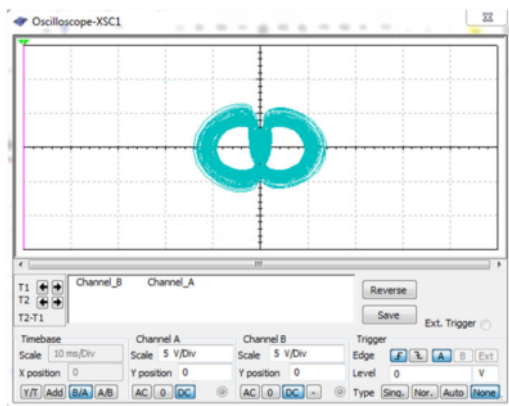


Fig. 7 2-D projection of the new chaotic system on the (x_2, x_3) plane

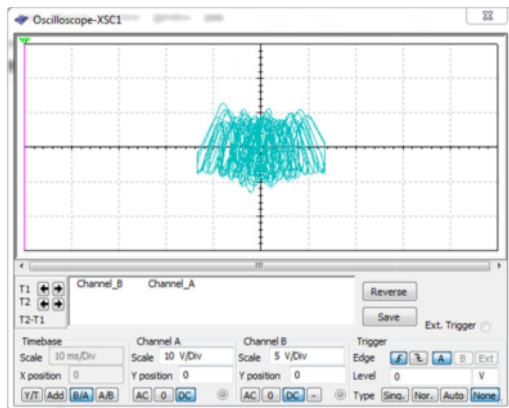


Fig. 8 2-D projection of the new chaotic system on the (x_1, x_3) plane

5 Conclusion

In this work, we presented a new chaotic system with hidden attractor. Excitingly, there is no equilibrium in this system and the system shows hidden chaotic attractors. Simulation results by using phase portraits, and Lyapunov exponents confirmed the new system's chaotic behavior. In addition, the possibility of synchronization of identical new chaotic systems with no equilibrium point has been analysed and confirmed. Finally, the feasibility of the theoretical model is also confirmed by an electronic circuitry.

Acknowledgment

The authors thank the Government of Malaysia for funding this research under the Fundamental Research Grant Scheme (FRGS/1/2017/ICT03/Unisza/02/2-RR229) and also Universiti Sultan Zainal Abidin, Terengganu, Malaysia

References

1. A. T. Azar, and S. Vaidyanathan, *Chaos modeling and control systems design*. Germany: Springer, 2015.
2. A. T. Azar, and S. Vaidyanathan, *Advances in chaos theory and intelligent control*. Germany: Springer, 2016.
3. B. C. Bao, P. Y. Wu, H. Bao, Q. Xu, and M. Chen. Numerical and experimental confirmations of quasi-periodic behavior and chaotic bursting in third-order autonomous memristive oscillator. *Chaos, Solitons & Fractals*, Vol. 106, 2018, pp. 161-170.
4. S. Mishra and R. D. S. Yadava. A Method for Chaotic Self-Modulation in Nonlinear Colpitts Oscillator and its Potential Applications. *Circuits, Systems, and Signal Processing*, Vol. 37, No. 2, 2018, pp. 532-552.
5. A. Sambas, S. Vaidyanathan, M. Mamat, W. S. M. Sanjaya, R. P. Prastio. Design, analysis of the Genesio-Tesi chaotic system and its electronic experimental implementation. *International Journal of Control Theory and Applications*, Vol. 9, No. 1, 2016, pp. 141-149..
6. V. K. Yadav, S. Das, B. S. Bhadauria, A. K. Singh and M. Srivastava. Stability analysis, chaos control of a fractional order chaotic chemical reactor system and its function projective synchronization with parametric uncertainties. *Chinese Journal of Physics*, Vol. 55, No. 3, 2017, pp. 594-605.

7. S. Vaidyanathan, Adaptive control of a chemical chaotic reactor. *Int J PharmTech Res*, Vol. 8, No. 3, 2015, pp. 377-382.
8. K. Usha, P. A. Subha, and C. R. Nayak. The route to synchrony via drum head mode and mixed oscillatory state in star coupled Hindmarsh-Rose neural network. *Chaos, Solitons & Fractals*, Vol. 108, 2018, pp. 25-31.
9. E. C. Massoud, J. Huisman, E. Benincà, M. C. Dietze, W. Bouten, and J. A. Vrugt. Probing the limits of predictability: data assimilation of chaotic dynamics in complex food webs. *Ecology letters*, Vol. 21, No. 1, 2018, pp. 93-103.
10. G. Cai and J. Huang. A new finance chaotic attractor. *International Journal of Nonlinear Science*, Vol. 3, No. 3, 2007, pp. 213-220.
11. A Sambas, S. Vaidyanathan, M. Mamat, W. S. M. Sanjaya and D. S. Rahayu. A 3-D novel jerk chaotic system and its application in secure communication system and mobile robot navigation. *Studies in Computational Intelligence*, Vol. 636, 2016, pp. 283-310.
12. S. Vaidyanathan, A. Sambas, M. Mamat and W. S. M. Sanjaya A new three-dimensional chaotic system with a hidden attractor, circuit design and application in wireless mobile robot. *Archives of Control Sciences*, Vol. 27, No. 4, 2017, pp. 541-554.
13. R. Ebrahimi, M. Ghayour and H. M. Khanlo. Chaotic vibration analysis of a coaxial rotor system in active magnetic bearings and contact with auxiliary bearings. *Journal of Computational and Nonlinear Dynamics*, Vol. 12, No. 3, 2017, Article ID 031012.
14. C. M. Marinho, E. E. Macau, and T. Yoneyama Chaos over chaos: A new approach for satellite communication. *Acta Astronautica*, Vol. 57, No. 2, 2005, pp. 230-238.
15. J. Zhang and X. Liao. Synchronization and chaos in coupled memristor-based FitzHugh-Nagumo circuits with memristor synapse. *AEU-International Journal of Electronics and Communications*, Vol. 75, 2017, pp. 82-90.
16. S. Vaidyanathan and Ch. K. Volos. *Advances in memristors, memristive devices and systems*. Germany: Springer, 2017.
17. S. Vaidyanathan, A. Sambas M. Mamat and W. S. M. Sanjaya. Analysis, synchronisation and circuit implementation of a novel jerk chaotic system and its application for voice encryption. *International Journal of Modelling, Identification and Control*, Vol. 28, No. 2, 2017, pp. 153-166.
18. A. Sambas, W. S. M. Sanjaya and M. Mamat., Design and numerical simulation of unidirectional chaotic synchronization and its application in secure communication system. *Journal of Engineering Science and Technology Review*, Vol. 6, No. 4, pp. 66-73.
19. A. Sambas, M. Mamat, W. S. M. Sanjaya, Z. Salleh and F. S. Mohamad. Secure communications based on the synchronization of the new Lorenz-like attractor circuit. *Advanced Studies in Theoretical Physics*, Vol. 9, No. 8, 2015, pp. 379-394.
20. B. Vaseghi, M. A. Pourmina and S. Mobayen. Secure communication in wireless sensor networks based on chaos synchronization using adaptive sliding mode control. *Nonlinear Dynamics*, Vol. 89, No. 3, 2017, pp. 1689-1704.
21. T. Gotthans and J. Petřzela. New class of chaotic systems with circular equilibrium. *Nonlinear Dynamics*, Vol. 81, No. 3, 2015, pp. 1143-1149.
22. T. Gotthans, J. C. Sprott, and J. Petřzela. Simple chaotic flow with circle and square equilibrium. *International Journal of Bifurcation and Chaos*, Vol. 26, No. 8, 2016, Article ID 1650137.
23. V. T. Pham, S. Jafari, X. Wang, and J. Ma. A chaotic system with different shapes of equilibria. *International Journal of Bifurcation and Chaos*, Vol. 26, No. 4, 2016, Article ID 1650069.
24. V. T. Pham, S. Jafari, Ch. K. Volos, A. Giakoumis, S. Vaidyanathan and T. Kapitaniak. A chaotic system with equilibria located on the rounded square loop and its circuit implementation. *IEEE Transactions on Circuits and Systems II: Express Briefs*, Vol. 63, No. 9, 2016, pp. 878-882.
25. S. Jafari, and J. C. Sprott. Simple chaotic flows with a line equilibrium. *Chaos, Solitons & Fractals*, Vol. 57, 2013, pp. 79-84.
26. V. T. Pham, S. Jafari, and Ch. K. Volos. A novel chaotic system with heart-shaped equilibrium and its circuit implementation. *Optik-International Journal for Light and Electron Optics*, Vol. 131, 2017, pp. 343-349.
27. J. Petřzela and T. Gotthans. New chaotic dynamical system with a conic-shaped equilibrium located on the plane structure. *Applied Sciences*, Vol. 7, No. 10, 2017, Article ID 976.
28. S. Mobayen, Ch. K. Volos, S. Kaçar, and U. Çavuşoğlu. New class of chaotic systems with equilibrium points like a three-leaved clover.

- Nonlinear Dynamics*, Vol. 91, No. 2, 2018, pp. 939-956.
29. A. Sambas, S. Vaidyanathan, M. Mamat, and W. S. M. Sanjaya. A Six-Term Novel Chaotic System with Hidden Attractor and Its Circuit Design. *Studies in Systems, Decision and Control*. Vol. 133, 2018, pp. 365-373.
 30. S. Vaidyanathan, V. T. Pham, Ch. K. Volos and A. Sambas. A Novel 4-D Hyperchaotic Rikitake Dynamo System with Hidden Attractor, its Properties, Synchronization and Circuit Design. *Studies in Systems, Decision and Control*. Vol. 133, 2018, pp. 345-364.
 31. S. Jafari, J. C. Sprott and S. M. R. H. Golpayegani. Elementary quadratic chaotic flows with no equilibria. *Physics Letters A*, Vol. 377, No. 9, 2013, pp. 699-702.
 32. C. Li, W. Hu, J. C. Sprott, and X. Wang. Multistability in symmetric chaotic systems. *The European Physical Journal Special Topics*, Vol. 224, No. 8, 2015, pp. 1493-1506.
 33. C. Li and J. C. Sprott. Coexisting hidden attractors in a 4-D simplified Lorenz system. *International Journal of Bifurcation and Chaos*, Vol. 24, No. 3, 2014, Article ID 1450034.
 34. G. A. Leonov, N. V. Kuznetsov and T. Mokaev. Hidden attractor and homoclinic orbit in Lorenz-like system describing convective fluid motion in rotating cavity. *Communications in Nonlinear Science and Numerical Simulation*, Vol. 28, No. 1, 2015, pp. 166-174.
 35. G. A. Leonov, N. V. Kuznetsov, M. A. Kiseleva, E. P. Solovyeva, and A. M. Zaretskiy. Hidden oscillations in mathematical model of drilling system actuated by induction motor with a wound rotor. *Nonlinear Dynamics*, Vol. 77, No. 1, 2014, pp. 277-288.
 36. H. K. Khalil, *Nonlinear Systems*. New York: Prentice Hall, 2002.

ORIGINALITY REPORT

19%

SIMILARITY INDEX

5%

INTERNET SOURCES

17%

PUBLICATIONS

1%

STUDENT PAPERS

MATCH ALL SOURCES (ONLY SELECTED SOURCE PRINTED)

1%

★ Marius-F. Danca. "Hidden chaotic attractors in fractional-order systems", Nonlinear Dynamics, 2017

Publication

Exclude quotes Off

Exclude matches Off

Exclude bibliography On

GRADEMARK REPORT

FINAL GRADE

/0

GENERAL COMMENTS

Instructor

PAGE 1

PAGE 2

PAGE 3

PAGE 4

PAGE 5

PAGE 6

PAGE 7

PAGE 8